


```
url -sSLf
https://github.com/aclap-dev/vdhcoapp/releases/latest/download/install.sh |
bash
```

```
# downloads:
https://github.com/aclap-dev/vdhcoapp/releases/latest/download/vdhcoapp-linu
x-x86_64.tar.bz2
/home/user/.mozilla/native-messaging-hosts/net.downloadhelper.coapp.json
/home/user/.var/app/org.mozilla.firefox/.mozilla/native-messaging-
hosts/net.downloadhelper.coapp.json
/home/user/.config/google-
chrome/NativeMessagingHosts/net.downloadhelper.coapp.json
/home/user/.config/chromium/NativeMessagingHosts/net.downloadhelper.coapp.js
on
/home/user/.config/microsoft-
edge/NativeMessagingHosts/net.downloadhelper.coapp.json
# installed under '~/.local/share/vdhcoapp'.
# To uninstall, run '~/.local/share/vdhcoapp/vdhcoapp uninstall' and remove
'~/.local/share/vdhcoapp'.
```

```
ls ~/.local/share/vdhcoapp
ffmpeg ffprobe filepicker LICENSE.txt README.md vdhcoapp xdg-open
```

deemix

CLI <https://pypi.org/project/deemix/>

<https://www.reddit.com/r/deemix/>

Python server with web interface: <https://gitlab.com/RemixDev/deemix-webui>
<https://gitlab.com/RemixDev/deemix-gui/-/tree/main>

Standalone GUI, Server or one-file Server for Linux/Win/Mac x86: <https://download.deemix.app/0/>

Note: all of the above require an arl = arl cookie after logging into (free) deezer account. i.e. F12 in Firefox, storage, cookies, arl, then copy the content. The cookie is valid for 3 months. Entering the arl cookie in the web interface stores it per client. Storing it in ~/.config/deemix/.arl and using -serverwide-arl flag can use the same for all clients.

Linux install/update of server with static libraries:

[update-deemix.sh](#)

```
#!/bin/bash
echo "Downloading latest version..."
wget https://download.deemix.app/server/linux-x64-latest
if [ -f "linux-x64-latest" ];
then
    echo "Backing up old version..."
```

```
sudo rm -rf /opt/deemix-server-old
sudo mv /opt/deemix-server /opt/deemix-server-old
sudo mkdir /opt/deemix-server
sudo mv linux-x64-latest /opt/deemix-server/deemix-server
sudo chmod 755 /opt/deemix-server/deemix-server
echo "Restarting deemix server..."
systemctl --user restart deemix
echo "Done!"
else
echo "Download failed, not updating!"
fi
```

Linux user systemd service for server if extracted to /opt/deemix-server/:

```
mkdir -p .config/systemd/user/
vi .config/systemd/user/deemix.service
```

```
[Unit]
Description=Deemix Server

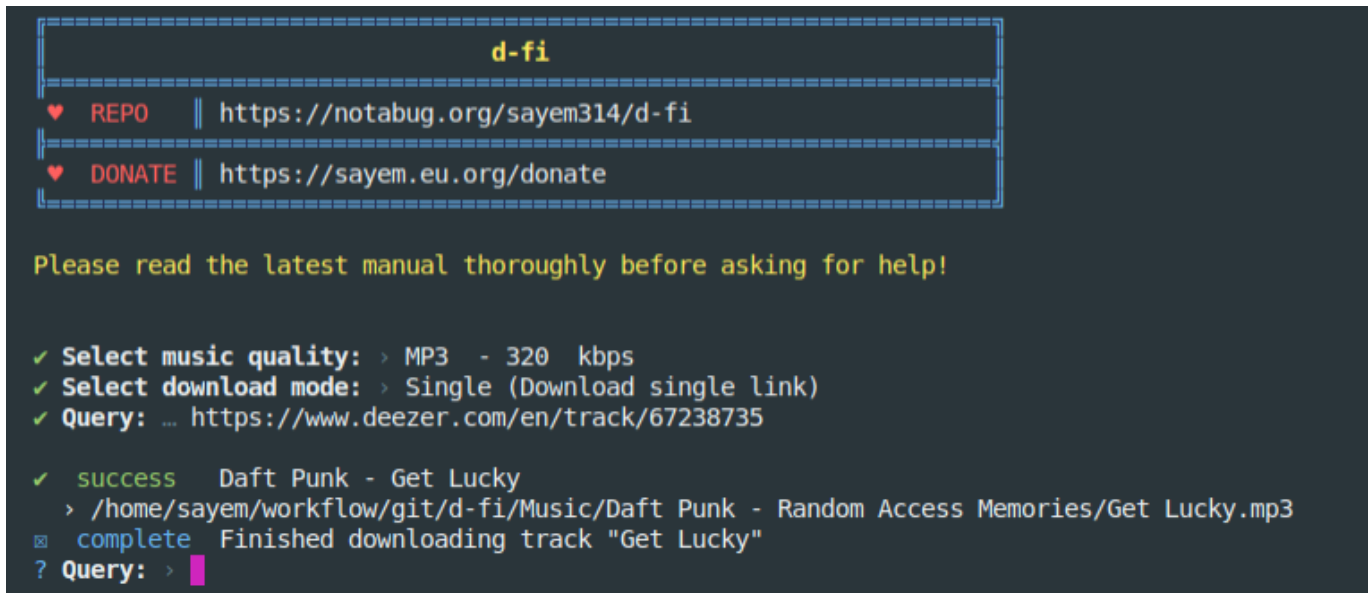
[Service]
ExecStart=/opt/deemix-server/deemix-server --host 0.0.0.0 --serverwide-arl
Restart=always
RestartSec=10

[Install]
WantedBy=default.target
```

```
systemctl --user enable deemix
```

d-fi

Console application Linux/Mac/Windows: <https://notabug.org/sayem314/d-fi>
<https://github.com/d-fi/releases/releases>



Dependency may be required:

```
apt-get install lib64stdc++6
```

Download/update bash script:

[dfiupdate.sh](#)

```

#!/bin/bash

get_latest_release() {
  curl --silent "https://api.github.com/repos/$1/releases/latest" |
  grep '"tag_name":' | sed -E 's/.*"([^"]+)".*/\1/'
}

ver=$(get_latest_release "d-fi/releases")

cd /tmp
wget https://github.com/d-fi/releases/download/$ver/d-fi-linux.zip
unzip d-fi-linux.zip
rm d-fi-linux.zip
mv d-fi ~/Downloads

```

Works with Deezer Album,Songs and Artists, not Podcasts.

daemon

Automatically monitor and/or download new releases of artists.

<https://github.com/digitalec/daemon>

yt-dl / youtube-dl

Youtube Download (lots of supported sites: <https://yt-dl.org/supportedsites.html>) <https://yt-dl.org/>
<https://github.com/ytdl-org/youtube-dl>

Works with youtube, soundcloud and many more

Install/upgrade not via apt or wget/curl but using:

```
sudo -H pip install --upgrade youtube-dl
```

Fixes to individual extractors not in official release yet can be applied as in the following example:

```
wget
https://raw.githubusercontent.com/ytdl-org/youtube-dl/d42b7b6c5e927a8e4e82be
96a551b5054e445974/youtube_dl/extractor/redtube.py
sudo mv /usr/local/lib/python3.8/dist-
packages/youtube_dl/extractor/redtube.py /usr/local/lib/python3.8/dist-
packages/youtube_dl/extractor/redtube.py_backup
sudo mv redtube.py /usr/local/lib/python3.8/dist-
packages/youtube_dl/extractor/redtube.py
```

Workaround/Tip: per-site configuration files <https://github.com/ytdl-org/youtube-dl/issues/29523>

Version 2021.12.17 requires the following youtube patch as of February 2023:

<https://github.com/ytdl-org/youtube-dl/issues/31530#issuecomment-1433470254> Change youtube.py (Debian package /usr/lib/python3/dist-packages/youtube_dl/extractor/youtube.py) (PIP install /usr/local/lib/python3.8/dist-packages/youtube_dl/extractor/youtube.py) change:

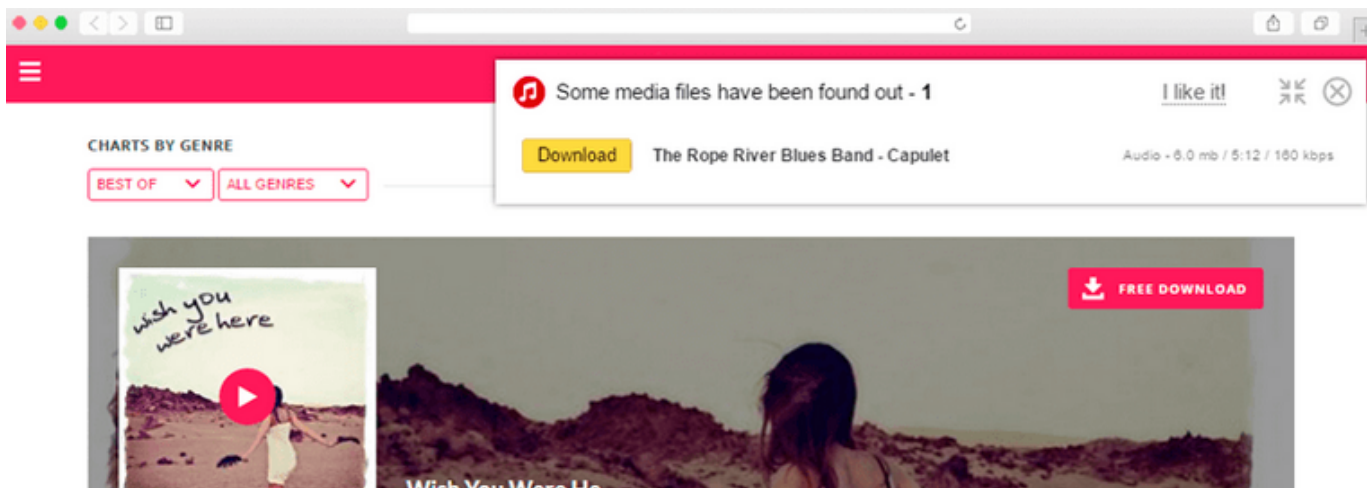
```
'uploader_id': self._search_regex(r'/(?:(channel|user)/([^\?&#]+)',
owner_profile_url, 'uploader id') if owner_profile_url else None,
```

to:

```
'uploader_id': self._search_regex(r'/(?:(channel/|user/|@)([^\?&#]+)',
owner_profile_url, 'uploader id', default=None),
```

mediasave Chrome

Mediasave Browser addon (Chrome) <https://mediasave.ru/en/>
<https://chrome.google.com/webstore/detail/mediasave-download-music/hfgbpkkdodfihabamnkhoaea/mkdhnoec>

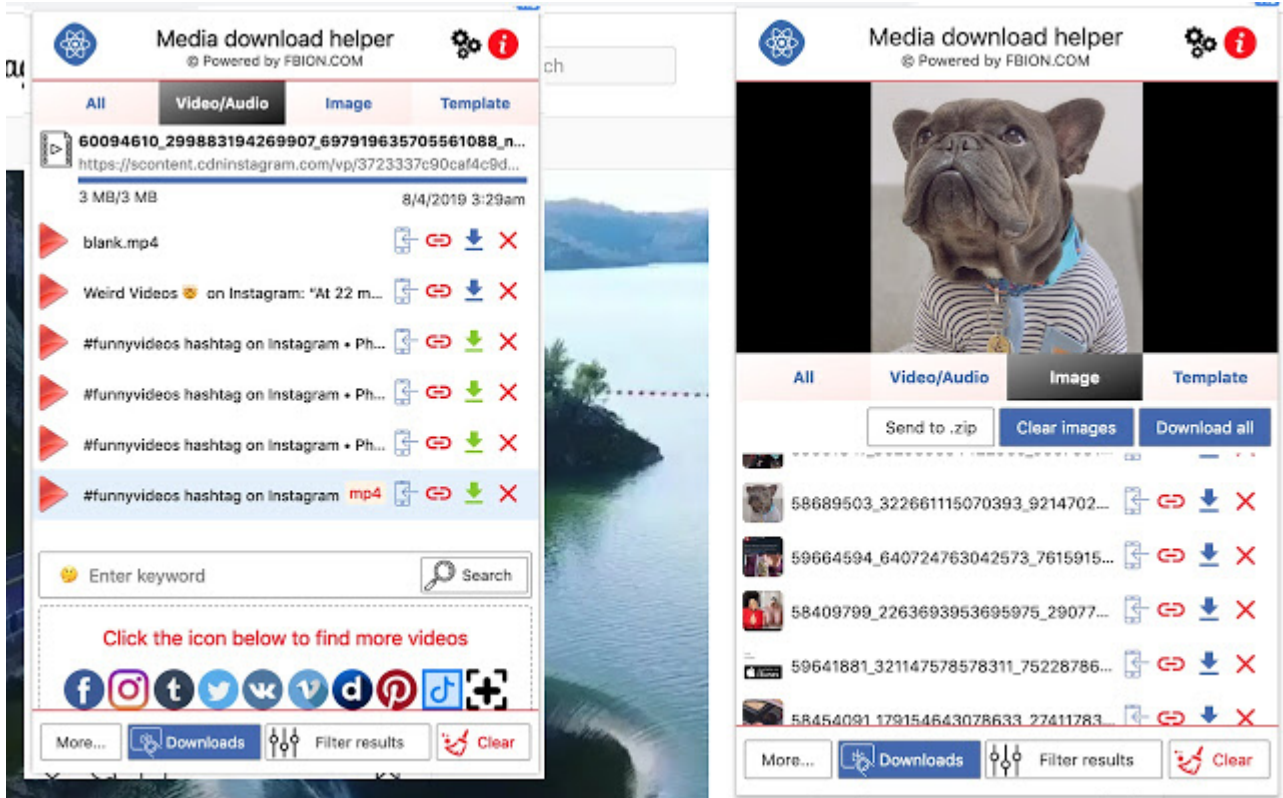


Works with unprotected media

Media Download Helper Firefox

Media Download Helper (Firefox)

<https://addons.mozilla.org/en-US/firefox/addon/media-download-helper/>



Uses external service to record the stream. No Filenames/ID3tags preserved!

Instagram downloader

<https://github.com/instaloader/instaloader>

JDownloader

<https://jdownloader.org/download/index>

Saving DRM streams

<https://forum.videohelp.com/threads/415503-%5Brelease%5D-AllHellGui>

<https://github.com/vinefeeder/HellYes>

```
mkdir hellyes6
cd hellyes6
wget https://files.videohelp.com/u/301890/hellyes6.zip
unzip hellyes6.zip
rm hellyes6.zip
cd HellYesGui
python -m venv venv
venv/bin/pip install -r requirements.txt
```

download the following 4 and copy binaries to any directory in the path, e.g. to ~/.local/bin # uses N_m3u8DL-RE, ffmpeg, mkvmerge and mp4decrypt # see https://github.com/nilaoda/N_m3u8DL-RE # see <https://www.videohelp.com/software/ffmpeg> # see <https://www.bento4.com/downloads/> # see <https://www.videohelp.com/software/MKVToolNix>

Start it using the venv python interpreter:

```
venv/bin/python allhell3gui.py
```

Usage as following:

- open debug console in browser (F12) and open network tab
- add regexp:widewine|acquire|license|mpd to the search
- open <https://www.channel4.com/> or other desired video page and play the video
- copy the found GET mpd entry and paste into the MPD URL field
- copy the found POST entry as cURL and paste into the cURL of License Request field
- add a video name
- press get Keys
- press download video

Screen Recording

SimpleScreenRecorder

```
sudo apt-get install simplescreenrecorder
```

Video Editing

OpenShot

Stable PPA (Contains only official releases)

```
sudo add-apt-repository ppa:openshot.developers/ppa
sudo apt update
sudo apt install openshot-qt python3-openshot
```

```
sudo apt-get install openshot
```

LosslessCut

<https://github.com/mifi/lossless-cut>

[losslesscut.sh](#)

```
#!/bin/bash
if [ "$LOGNAME" != "root" ]
then
    echo "LosslessCut updater needs to be run as root!"
    exit
fi

#get latest LosslessCut version number
latest_web=$(curl https://api.github.com/repos/mifi/lossless-cut/releases/latest -s|sed -n 's/"tag_name":
"v\([0-9]\.\[0-9]\*\.\[0-9]\*\)",/\1/p' | sed -e 's/^\[:space:\]*//')
#convert version numbers to integers for comparison
web=$(echo "$latest_web" | sed 's/\./ /g')

if [ -f /opt/losslesscut/version.txt ];
then
    current_ver=$(cat /opt/losslesscut/version.txt)
    #convert version numbers to integers for comparison
    cur=$(echo "$current_ver" | sed 's/\./ /g')
fi

if [[ "$cur" == "" ]];
then
    cur=0
fi

#download and install only if web version greater than current version
#if main web version doesn't exist, then install new main version
```

```
if [[ ${web:0:8} -gt ${cur:0:8} ]];
then
    echo "Current LosslessCut version $current_ver, upgrading to
version $latest_web"
    if [ ! -d /opt/losslesscut ];
    then
        mkdir /opt/losslesscut
    fi
    cd /opt/losslesscut
    if [ -f LosslessCut-linux-x86_64.AppImage ];
    then
        mv LosslessCut-linux-x86_64.AppImage LosslessCut-linux-
x86_64.AppImage.old
    fi
    wget "https://github.com/mifi/lossless-
cut/releases/download/v$latest_web/LosslessCut-linux-x86_64.AppImage"
    chmod 755 /opt/losslesscut/LosslessCut-linux-x86_64.AppImage
    echo "$latest_web" > /opt/losslesscut/version.txt

    if [ ! -f /usr/share/applications/losslesscut.desktop ];
    then
        wget https://github.com/mifi/lossless-
cut/raw/master/src/icon.svg
        cat >> /usr/share/applications/losslesscut.desktop <<EOD
[Desktop Entry]
Name=LossLessCut
Exec=/opt/losslesscut/LosslessCut-linux-x86_64.AppImage
Comment= The swiss army knife of lossless video/audio editing
Terminal=false
Icon=/opt/losslesscut/icon.svg
Type=Application
Categories=Graphics;
Hidden=false
NoDisplay=false
EOD
        update-desktop-database
        xdg-desktop-menu forceupdate
        xdg-desktop-menu install --novendor
/usr/share/applications/losslesscut.desktop
    else
        echo "Current Version $current_ver, available version $latest_web"
        echo "No upgrade necessary"
    fi
fi
```

From:

<http://wuff.dyndns.org/> - **Wulf's Various Things**

Permanent link:

<http://wuff.dyndns.org/doku.php?id=howto:save-streams&rev=1745151336>

Last update: **2025/04/20 13:15**

