

# Nemo Tips

## executable Text Files

By default, Nemo asks whether to display or run executable text files. As all files on Windows Samba shares are executable, this can become annoying very quickly. To change this: Edit → Preferences → Behaviour → Executable Text Files → View executable text files when they are opened

## Nemo keyboard shortcuts

By default, there is no keyboard shortcut to move files/directories from one pane to another (when working with multiple panes by pressing F3). A lot of other functions don't have keyboard shortcuts either.

The shortcuts are stored in `~/.gnome2/acce ls/nemo`

Create the folder and edit this file:

```
mkdir -p ~/.gnome2/acce ls
vi ~/.gnome2/acce ls/nemo
```

or search for "Move to next pane" when the file exists (or any other function you require. Remove the preceding semicolon and define the shortcut key. In this example, the shortcut will be set to CTRL+j;

```
(gtk_accel_path "<Actions>/DirViewActions/Move to next pane" "<Primary>j")
```

Quit nemo from the command line using:

```
nemo -q
```

NOTE: Ensure not to use a shortcut already defined for something else!

## Nemo Context Menus

Nemo supports custom context menus by simply creating a file in an 'actions' folder. Nemo does not need to be restarted to pick up any new or changed actions.

Global action scripts need to be placed in `/usr/share/nemo/actions` and user actions can be placed in `~/.local/share/nemo/actions/`. File extension has to be `.nemo_action`.

```
cd ~/.local/share/nemo/actions/
```

A full description of the syntax is available in the sample file `/usr/share/nemo/actions/sample.nemo_action`

More examples with full options and conditions can be found at <https://wiki.archlinux.org/index.php/Nemo> The sample file is also here:

[https://github.com/linuxmint/nemo/blob/master/files/usr/share/nemo/actions/sample.nemo\\_action](https://github.com/linuxmint/nemo/blob/master/files/usr/share/nemo/actions/sample.nemo_action)

## Mass renaming

```
sudo apt-get install gprename
```

[bulk-rename.nemo\\_action](#)

```
[Nemo Action]
Name=Bulk Rename
Comment=Multiple Rename with GPRename. The action gets executed for
the marked or the higher level directory.
Exec=gprename %F
Selection=m
Extensions=any;
EscapeSpaces=true
Dependencies=gprename;
```

## Image convert / rotate

```
sudo apt-get install nemo-image-converter
```

Then restart nemo to activate the plugin. Right-click context menu entries for images will be available.

## MP3 Tagging example scripts

[mp3-lyrics.nemo\\_action](#)

```
[Nemo Action]
Name=Add Lyrics to MP3s
Comment=Add Lyrics to MP3s
Exec=gnome-terminal -x sh -c "/home/wuff/getlyric/get_mp3_lyrics.py --
sites genius.com --in_dir '%F' --write2tag"
Icon-Name=gtk-cdrom
Selection=s
Extensions=dir;
Quote=double
EscapeSpaces=true
```

[mp3-lyrics-2.nemo\\_action](#)

```
[Nemo Action]
Name=Add Lyrics to MP3s
```

```
Comment=Add Lyrics to MP3s
Exec=gnome-terminal -x sh -c "/home/wuff/getlyric/get_mp3_lyrics.py --
sites genius.com --in_dir '%P' --write2tag"
Icon-Name=gtk-cdrom
Selection=none
Extensions=dir;
Quote=double
EscapeSpaces=true
```

### [beets\\_import\\_album.nemo\\_action](#)

```
[Nemo Action]
Name=Import Album to Beets
Comment=Import Album to Beets
Exec=<beets_import_album.sh %F>
Icon-Name=gtk-cdrom
Selection=notnone
Extensions=dir;
#Quote=double
EscapeSpaces=true
Terminal=true
```

### [beets\\_import\\_album.sh](#)

```
for var in "$@"
do
    folder=$(basename "$var")
    echo "Importing '$folder' into beets..."
    beet im "$var"
done
sleep 10
```

```
chmod 755 .local/share/nemo/actions/beets_import_album.sh
```

## Copy Full Path to clipboard

### [~/local/share/nemo/actions/copy\\_full\\_filepath.nemo\\_action](#)

```
[Nemo Action]
Name=Copy Full Filepath
Comment=Full Path: %F
Exec=sh -c "readlink -f %F | xclip -selection clipboard"
Icon-Name=gtk-copy
Selection=notnone
Extensions=dir;nodirs
Separator=,
```

```
Dependencies=readlink;xclip;
```

## Nemo Performance

If opening folders with lots of images takes a long time, changes are a plugin is causing this:

disable the plugin "ChangeColorFolder+NemoPython" and restart nemo (nemo -q on command line) and start it again by opening any folder.

If opening folders with videos takes a long time, the thumbnailer for videos can be replaced with ffmpegthumbnailer which is faster (note that on updates of totem the config probably will be replaced):

```
sudo apt-get install ffmpegthumbnailer
cd /usr/share/thumbnaillers/
sudo cp totem.thumbnailer totem.thumbnailer.original
sudo vi totem.thumbnailer

#replace line 2-3 with:
TryExec=/usr/bin/ffmpegthumbnailer
Exec=/usr/bin/ffmpegthumbnailer -s %s -i %i -o %o -c png -f

#exit nemo
nemo -q
```

## Save/Restore session

Execute nemo\_save.sh to save list of opened nemo windows in ~/.config/nemo/nemo.openwindows.

Launch nemo\_restore.sh to reopen saved list of windows.

Restrictions : the script cannot save opened tabs, and won't save a folder whose name is too long. For special folders like Trash, you can replace the window title name in nemo\_save.sh if you know the full path. Also, only the currently active pane in two-pane mode is being saved.

Original source:

<https://github.com/x-hgg-x/Utils/tree/master/Nemo%20save%20and%20restore%20session>

[~/.local/bin/nemo\\_save.sh](#)

```
#!/bin/bash
declare -x DISPLAY=":0.0"
sleep 5
PATHS=$(wmctrl -lx | grep nemo.Nemo | sed -e "s#$hostname Home# -
$HOME#" | awk -F' - /' '{print "/"$2}')
if [ "$PATHS" == "" ];
then
    echo "" > ~/.config/nemo/nemo.openwindows
```

```
else
    echo "$PATHS" > ~/.config/nemo/nemo.openwindows
fi
```

[~/.local/bin/nemo\\_restore.sh](#)

```
#!/bin/bash
sleep 2
IFS=$'\n'; read -d '' -r -a dirs < ~/.config/nemo/nemo.openwindows

for dir in "${dirs[@]}"; do
    nemo "$dir" &
    sleep 0.5
done
```

```
chmod 755 ~/.local/bin/nemo_save.sh ~/.local/bin/nemo_restore.sh
#Add to current user's crontab
(crontab -l ; echo "*/5 * * * * /home/$USER/.local/bin/nemo_save.sh") |
crontab -
```

Auto-save on Cinnamon shutdown:

```
echo "session-cleanup-script = /home/$USER/.local/bin/nemo_save.sh" | sudo
tee -a /etc/lightdm/lightdm.conf.d/70-linuxmint.conf
```

Restore session on Cinnamon start:

```
/usr/bin/cat > ~/.config/autostart/nemo_restore.desktop << EOD
[Desktop Entry]
Version=1.0
Type=Application
Encoding=UTF-8
Name=Restore Nemo Session
Exec=/home/$USER/.local/bin/nemo_restore.sh
Terminal=false
StartupNotify=false
Categories=Application;
X-GNOME-Autostart-enabled=true
X-GNOME-Autostart-Delay=10
EOD
```

## Action Scripts

[https://github.com/smurphos/nemo\\_actions\\_and\\_cinnamon\\_scripts](https://github.com/smurphos/nemo_actions_and_cinnamon_scripts)

Attach file to email Thunderbird:

```
/usr/bin/cat > ~/.local/share/nemo/actions/attach_to_email_tbird.nemo_action
<< "EOD"
[Nemo Action]
Name=_Attach to email
Comment=Attach %F to email in Thunderbird
Exec=thunderbird -compose to=,attachment=%F
Icon-Name=mail-attachment-symbolic
Selection=notnone
Extensions=nodirs
Separator=,
Dependencies=thunderbird;
EOD
```

Attach file to email general:

```
/usr/bin/cat > ~/.local/share/nemo/actions/attach_to_email_xdg-
email.nemo_action << "EOD"
[Nemo Action]
Name=_Attach to email
Comment=Attach %F to email in default mail application
Exec=<action_scripts/attach_to_email_xdg-email.sh %F>
Icon-Name=mail-attachment-symbolic
Selection=notnone
Extensions=nodirs
Quote=double
Dependencies=xdg-email;
EOD

mkdir -p ~/.local/share/nemo/actions/action_scripts

/usr/bin/cat >
~/.local/share/nemo/actions/action_scripts/attach_to_email_xdg-email.sh <<
"EOD"
#!/bin/bash
COMMAND="xdg-email"
for file in "$@"
do
    COMMAND="$COMMAND --attach '$file'"
done
sh -c "$COMMAND"
EOD
```

Edit with xed as superuser:

```
/usr/bin/cat > ~/.local/share/nemo/actions/xed_sudoedit.nemo_action << "EOD"
[Nemo Action]

Name=_Xed (Sudoedit)
Comment=Open %F with xed opening as different user when needed via sudoedit.
Exec=<action_scripts/xed_sudoedit_check.sh %F>
```

```

Icon-Name=text-editor-symbolic
#Stock-Id=
Selection=s
#Extensions=
Mimetypes=text/plain;text/css;text/english;text/html;text/x-apt-sources-
list;text/x-c;text/x-c++;text/x-c++hdr;text/x-c++src;text/x-chdr;text/x-
csrc;text/x-diff;text/x-dsrc;text/x-java;text/x-makefile;text/x-moc;text/x-
pascal;text/x-perl;text/x-python;text/x-sql;text/x-tcl;text/x-tex;
#Separator=
#Quote=
Dependencies=sudoedit;xed;
#Conditions=
EscapeSpaces=true
Terminal=false
EOD

mkdir -p ~/.local/share/nemo/actions/action_scripts

/usr/bin/cat >
~/.local/share/nemo/actions/action_scripts/xed_sudoedit_check.sh << "EOD"
#!/bin/bash
FILEOWNER=$(stat -c %U "$1")
if [ "$FILEOWNER" = "$USER" ]; then
    xed "$1"
else
    export SUDO_EDITOR="xed -w"
    export
SUDO_ASKPASS="$HOME/.local/share/nemo/actions/action_scripts/zenity_askpass.
sh"
    sudoedit -A -u "$FILEOWNER" "$1"
fi
EOD

sudo apt-get install zenity

/usr/bin/cat > ~/.local/share/nemo/actions/action_scripts/zenity_askpass.sh
<< "EOD"
#!/bin/bash
zenity --password --title="Authenticate"
EOD

```

Edit with vi as superuser:

```

/usr/bin/cat > ~/.local/share/nemo/actions/vi_sudoedit.nemo_action << "EOD"
[Nemo Action]

Name=_vi (Sudoedit)
Comment=Open %F with vi opening as different user when needed via sudoedit.
Exec=<action_scripts/vi_sudoedit_check.sh %F>
Icon-Name=text-editor-symbolic
#Stock-Id=

```

```
Selection=s
#Extensions=
Mimetypes=text/plain;text/css;text/english;text/html;text/x-apt-sources-
list;text/x-c;text/x-c++;text/x-c++hdr;text/x-c++src;text/x-chdr;text/x-
csrc;text/x-diff;text/x-dsrc;text/x-java;text/x-makefile;text/x-moc;text/x-
pascal;text/x-perl;text/x-python;text/x-sql;text/x-tcl;text/x-tex;
#Separator=
#Quote=
Dependencies=sudoedit;vi;
#Conditions=
EscapeSpaces=true
Terminal=false
EOD

mkdir -p ~/.local/share/nemo/actions/action_scripts

/usr/bin/cat >
~/.local/share/nemo/actions/action_scripts/vi_sudoedit_check.sh << "EOD"
#!/bin/bash
FILEOWNER=$(stat -c %U "$1")
if [ "$FILEOWNER" = "$USER" ]; then
    vi "$1"
else
    export SUDO_EDITOR="vi"
    sudoedit -A -u "$FILEOWNER" "$1"
fi
EOD
```

Show dpkg package of file or folder:

```
/usr/bin/cat > ~/.local/share/nemo/actions/show_parent_package.nemo_action
<< "EOD"
[Nemo Action]
Name=Show _Parent Package
Comment=Display a dialogue that shows which package %F is from
Exec=<action_scripts/show_parent_package.sh %F>
Icon-Name=package-x-generic-symbolic
Selection=s
Extensions=any;
EscapeSpaces=true
Dependencies=zenity;dpkg;
EOD

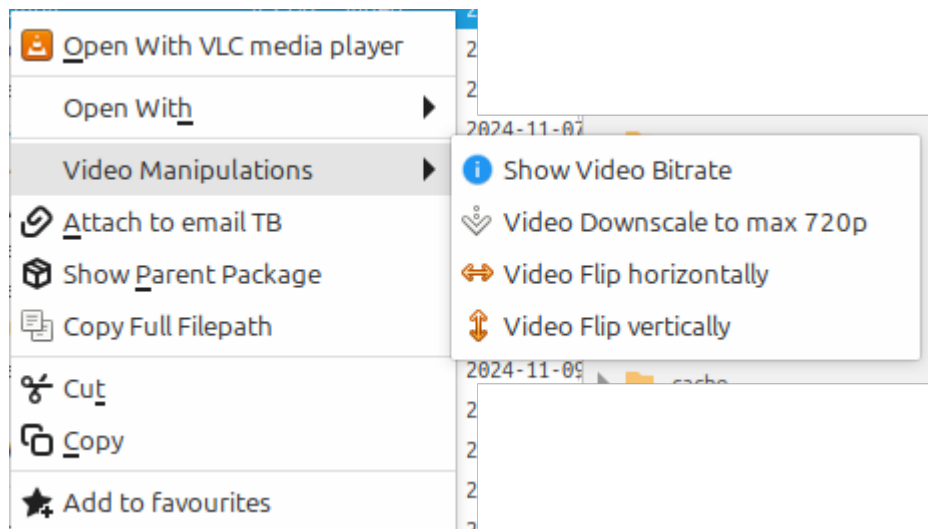
mkdir -p ~/.local/share/nemo/actions/action_scripts
sudo apt-get install zenity

/usr/bin/cat >
~/.local/share/nemo/actions/action_scripts/show_parent_package.sh << "EOD"
#!/bin/dash
OUTPUT=$(dpkg -S "$1" | cut -f1 -d:)
if [ -z "$OUTPUT" ]; then
```

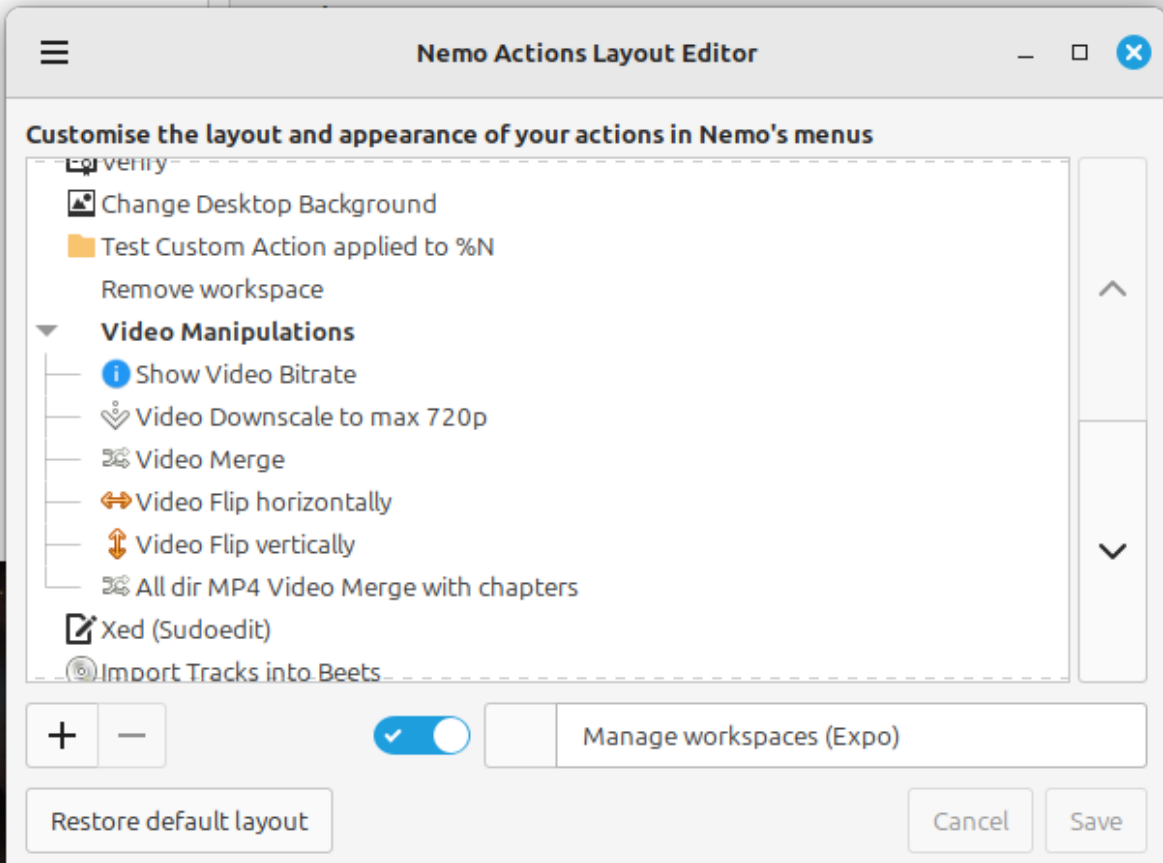
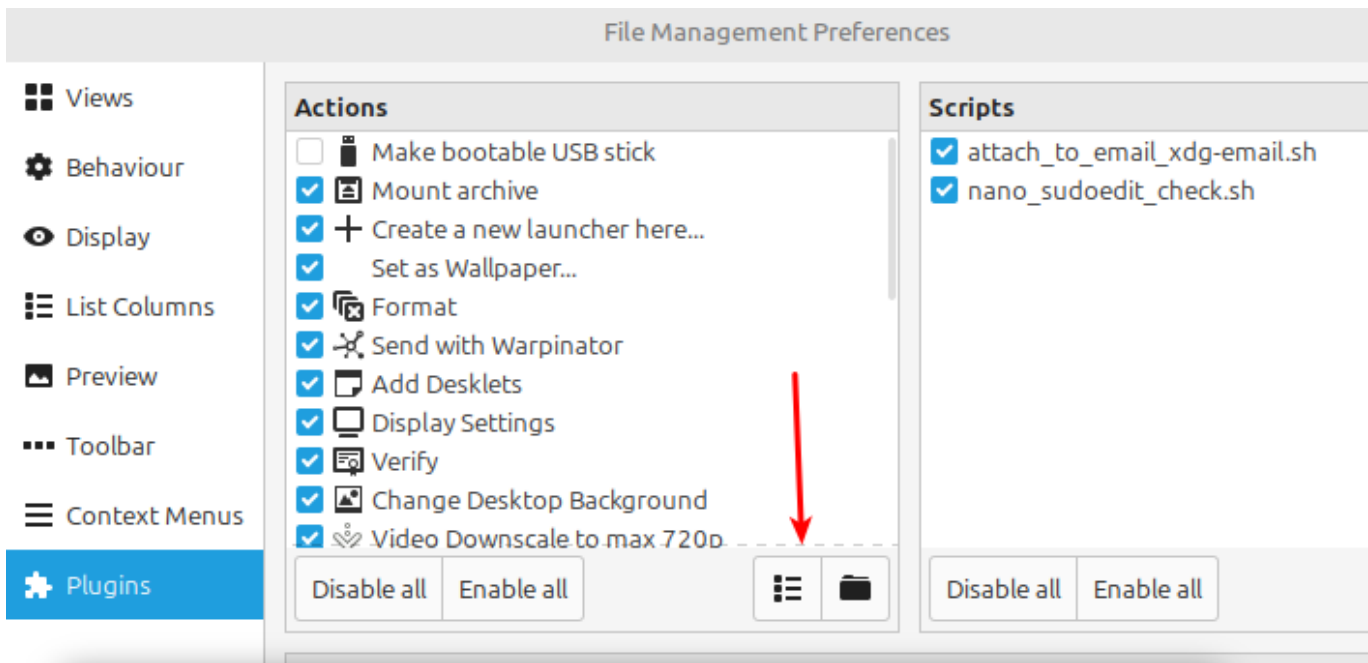
```
zenity --info --ellipsize --text="$1\nis not provided by any known package"
else
  zenity --info --ellipsize --text="$1\nis from the package(s) $OUTPUT"
fi
EOD
```

Various Nautilus scripts can be found here: <https://github.com/cfgnunes/nautilus-scripts>

### Action Submenus



GUI change through Nemo → Edit → Preferences → Plugins → Edit Layout:



Example of submenu for action scripts:

<~/config/nemo/actions-tree.json>

```

{
  "uuid": "Video Manipulations",
  "type": "submenu",
  "user-label": "Video Manipulations",
  "user-icon": null,
  "children": [

```

```
{
  "uuid": "video_bitrate.nemo_action",
  "type": "action",
  "user-label": null,
  "user-icon": null
},
{
  "uuid": "video_downscale.nemo_action",
  "type": "action",
  "user-label": null,
  "user-icon": null
},
{
  "uuid": "video_merge.nemo_action",
  "type": "action",
  "user-label": null,
  "user-icon": null
},
{
  "uuid": "video_hflip.nemo_action",
  "type": "action",
  "user-label": null,
  "user-icon": null
},
{
  "uuid": "video_vflip.nemo_action",
  "type": "action",
  "user-label": null,
  "user-icon": null
},
{
  "uuid": "video_mergechapters.nemo_action",
  "type": "action",
  "user-label": null,
  "user-icon": null
}
]
},
```

## Python Extensions

Open TortoiseHG here context menu:

```
sudo apt-get install nemo-python
mkdir -p ~/.local/share/nemo-python/extensions
wget
https://raw.githubusercontent.com/giuspen/nautilus-pyextensions/refs/heads/cinnamon-nemo/default-pyextensions/tortoisehg-here.py
```

```
mv tortoisehg-here.py ~/.local/share/nemo-python/extensions
```

From:

<http://wuff.dyndns.org/> - **Wulf's Various Things**

Permanent link:

<http://wuff.dyndns.org/doku.php?id=config:nemo-performance>

Last update: **2025/09/17 21:22**

